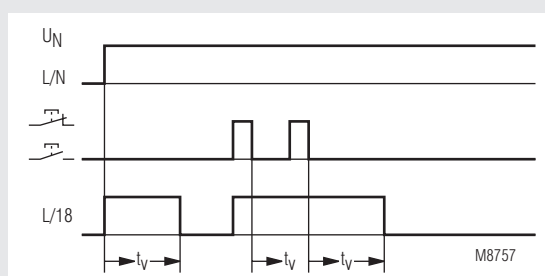


MINITIMER Fan Control Timer IK 8810/005

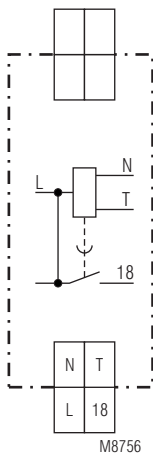


- According to EN 60669
- Setting range 0.5 ... 10 min
- After the light the fan switched on
- Switch for continuous light of the exhauster on unit
- Contact: 16 A
- Width 17.5 mm

Function Diagram



Circuit Diagram



IK 8810.41

Approval and Marking



Application

Control of fans

Function

The fan starts approx. 1 min. after the light is switched on. When the light is switched off the fan will continue to run for the adjusted delay time.

Indication

LED: on when output relay activated

Notes

Unit and push button have to be connected to the same phase (see connection diagram) The output contact is not volt free.

Technical Data

Time circuit

Time range: 0.5 ... 10 min
Repeat accuracy: < 1 % of setting value

Input

Nominal voltage U_N : AC 230 V
Voltage range: 0.8 ... 1.1 U_N
Nominal consumption
apparent power: 4 VA
effective power: 1 W
Nominal frequency: 50 / 60 Hz

Output

Contacts: 1 NO contact, delay
Contact opening gap: < 3 mm
Thermal current I_{th} : 16 A
Switching capacity at fan load: 200 VA
Short circuit strength max. fuse rating: 16 AgL IEC/EN 60 947-5-1
Mechanical life: > 10^6 switching cycles

Technical Data

General Data

Nominal operating mode: impulse operation
Temperature range: - 20 ... + 60°C

Clearance and creepage distances

rated impuls voltage /
 pollution degree: 4 kV / 2 IEC 60 664-1

EMC

Electrostatic discharge (ESD): 8 kV (air) IEC/EN 61 000-4-2
 HF-irradiation: 10 V / m IEC/EN 61 000-4-3
 Fast transients: 2 kV IEC/EN 61 000-4-4

Surge voltages between

wires for power supply: 2 kV IEC/EN 61 000-4-5
 between wire and ground: 4 kV IEC/EN 61 000-4-5
 Interference suppression: Limit value class B EN 55 011

Degree of protection

Housing: IP 40 IEC/EN 60 529
 Terminals: IP 20 IEC/EN 60 529

Housing:

Thermoplast with V0-behaviour according to UL subj. 94

Vibration resistance

Amplitude 0.35 mm
 frequency 10 ... 55 Hz IEC/EN 60 068-2-6
 20 / 060 / 04 IEC/EN 60 068-1

Climate resistance:

Terminal designation:

Wire connection:

EN 50 005
 2 x 2.5 mm² solid or
 2 x 1.5 mm² stranded wire with sleeve
 DIN 46 228-1/-2/-3/-4

Wire fixing:

Flat terminals with self-lifting
 clamping piece IEC/EN 60 999-1

Mounting:

DIN rail IEC/EN 60 715

Weight:

75 g

Dimensions

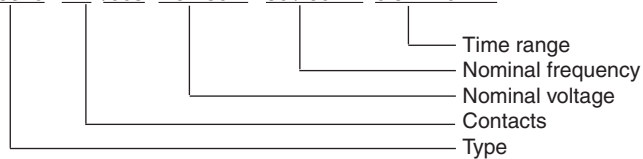
Width x Height x Depth: 17.5 x 89 x 58 mm

Standard Type

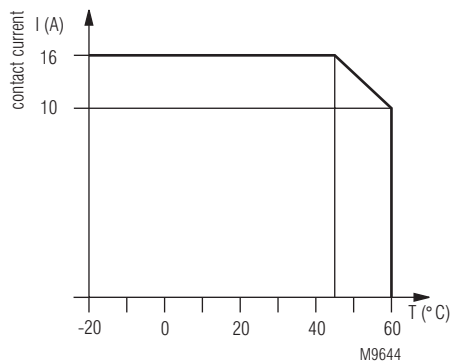
IK 8810.41/005 AC 230 V 50 / 60 Hz 0.5 ... 10 min
 Article number: 0057068 stock item
 • Output: 1 NO contact, delay
 • Nominal voltage U_N : AC 230 V
 • Timer range: 0.5 ... 10 min
 • Width: 17.5 mm

Ordering Example

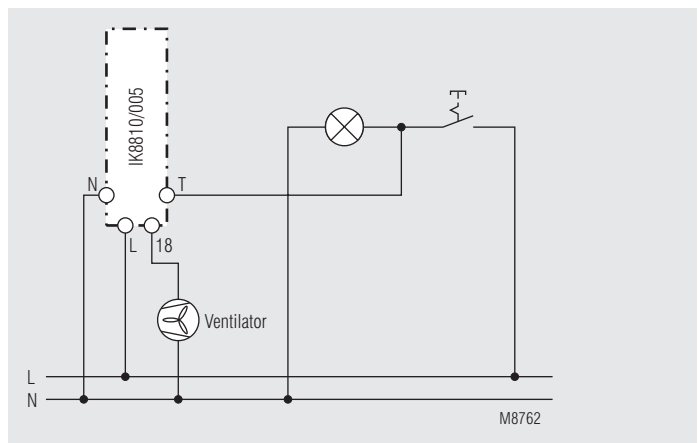
IK 8810 .41 /005 AC 230 V 50 / 60 Hz 0.5 ... 10 min



Characteristics



Application Example



circuit L on push button